



**Spring-Summer
2015**

IN THIS ISSUE:

- 2** | President's Message
ASRM Calendar
- 4** | From the Editor
- 5** | 2015 ASRM Council
and Committees
- 6** | 2015 Annual Meeting
Photo Highlights
- 9** | Microsurgery
Overseas
- 10** | 2015 New Members
2015 Exhibitors
Thank You
- 11** | Women's
Microsurgery Group
- 13** | Young
Microsurgeons'
Group
- 14** | Historian's Corner
- 15** | Message from 2016
Annual Meeting
Chair
- 16** | Future Growth
Committee Report


Reconstructive Microsurgery

THE AMERICAN SOCIETY FOR RECONSTRUCTIVE MICROSURGERY • VOLUME 26.1

Highlights from the 2015 Annual Meeting



Goetz Giessler, MD
2015 Scientific
Program Co-Chair



Steven Moran, MD
2015 Scientific
Program Co-Chair

and members. With our overall motto "Artistry in Microsurgery: A Celebration of Innovation," the number and variety of topics embraced by the program was again very large. The classic and very popular program sessions, like the Master Series and the Best Case/Best Save, showcased the extremely high expertise of our members in complex, interdisciplinary

continued on page 6

The 2015 ASRM Annual Meeting at the Atlantis Resort in the Bahamas continued the spirit of the previous meetings with an increasing number of participants, active members and a fast-growing group of international attendees



Counterclockwise from top: The three presidents, Mark Baratz, MD, Allen Bishop, MD and Nash Naam, MD; meeting co-chair Steven Moran, MD displays the Old Turks/Young Turks Smack Down trophy; the winning Young Turks team.



PRESIDENT'S MESSAGE

Focusing on the Next Set of Goals



**Gregory R.D. Evans,
MD, FACS**
President

ASRM is alive and well. I want to thank Allen Bishop for a phenomenal “job well done” and an exciting and vibrant meeting in the Bahamas. I believe it was one of our best meetings ever for attendance and the scientific program was amazing. We hope to at least match the scientific material in Scottsdale in January of 2016. Certainly we will match the sun but no sandy beaches in Arizona.

Several years ago under the direction of Joseph Serletti, ASRM underwent a strategic planning process. This year we will again take a critical look at what ASRM has been doing, our progress on the strategic initiatives and how we might have to adapt based on the every changing landscape. Some of these ideas and initiatives I have listed below. Some may require bylaw changes so please feel free to give feedback and comments.

1. Under the direction of Allen Bishop, we took a hard look at membership and how we could attract additional members. We placed advertisements in society journals, looked at international members and attempted to attract all microsurgeons regardless of specialty. This year, we continue these efforts and are in the process of making our application for membership simpler. We are attempting to contact people who submitted abstracts to the meeting but currently were not members. We continue to focus on European and Asian

members and will target international program directors.

2. We created a task force to look at the mechanisms for a visiting professor program. As most of you may know, a variety of societies have a visiting professor program and I believe that the talent and depth of the field is so great, ASRM should also offer a visiting professor opportunity.
3. We will submit to change the Exhibit Committee to include the ASRM President, President-Elect, Past President and Program Chair.
4. We will submit to combine the Endowment Committee and the Development Committee—this will allow a more focused direction for fund raising. Larry Colen and David Song will continue to lead this committee and plan a campaign for future development. You should receive a letter soon.

continued on next page

ASRM
Calendar

JANUARY 16-19, 2016
ASRM 31ST ANNUAL MEETING

Westin Kierland Resort and Spa
Scottsdale, Arizona



JANUARY 14-17, 2017
ASRM 32ND ANNUAL MEETING

Hilton Waikoloa Village
Waikoloa, Hawaii

FIND A PHYSICIAN

This is a reminder to sign up for the “Find a Physician” tool made available on the ASRM website. This added membership benefit allows you to be included in a searchable public listing. Please keep in mind this is an optional resource so you are not required to input your information, but if you wish to participate please log in to the members section of the ASRM website to complete your profile.

If you have any questions or difficulty, please contact Krista Greco at kristagreco@isms.org or you can call the Central Office at 312-456-9579. We look forward to your continued participation in the ASRM. **RM**

PRESIDENT'S MESSAGE *Continued*

5. We have asked the chair of the CPT Committee for ASRM to sit on the CPT RUC Committee for ASPS. This is a real mechanism for our voice to be heard and allows more advocacy in great numbers for reconstructive surgery.
6. We will submit to move the Clinical Guidelines Committee to come under the direction of the Education Committee. This will also allow a greater focus on outcomes and educating not only our physicians but the public as well.
7. We will continue to work with the Education Committee to see how we can capture our materials on PSEN. This year, several panels and instructional courses were video taped. The ability to capture and share our talents and techniques with the side benefit of helping the financial bottom line of ASRM, continues to be a major focus of this committee.
8. We continue our safety campaigns, including our dog bite initiative. We are also looking at other opportunities including collaborating with some of the lymphedema societies.
9. We are looking to do a silent auction for the January 2016 meeting. Anyone with items that they might like to contribute, please let us know.
10. Finally we are looking at the way our governance is set up. Ray Dunn is currently heading a task force that will look at possible better overall strategic governance directions that can lead the society in the years to come with the ever changing health care market.

ASRM is alive and well. We have made tremendous strides with membership,

Resident Scientific Best Paper Awards

Fabian Duttenhoefer, MD, DDS

Periosteal Prefabrication of Pre-vascularized Artificial Bone Scaffolds

Anita Tanniru Mohan, MRCS, MBBS, BSc

Strategies in Oncological Reconstruction: Modifications to the Keystone Perforator Flap Concept and Maintaining Vascular Integrity

Aaron Mull, MD

Rectus Abdominis Motor Nerves as Donor Option for Free Functional Muscle Transfer

Deana Saleh Shenaq, MD

Breast Reconstruction with SIEA Flaps: A Review of Our Experience with 145 Free Flaps

Resident Best Poster Award

Theodore A. Kung, MD

Changes in Skin Vascularity in a Murine Model for Post-Mastectomy Radiation



Poster Reception

education and teaching. Our goal now is to continue to build on what we have accomplished. I encourage all of you to become involved. If you have ideas or thoughts the society could benefit from, please email me or call. We can only do this if we all participate in the advancement of ASRM and the benefits its members receive. **RM**

FROM THE EDITOR

Learning Beyond Today



Joseph Disa, MD
Editor

There are many wonderful things about being a reconstructive surgeon, but perhaps one of these most important is the opportunity for lifelong learning. Whether you have just begun your training, in your early years as an attending, or are in the twilight of your career, there is always a need to learn. Our patients present with unique problems, our peers request advice, and our trainees demand to know the latest and most innovative methods to solve a particular problem.

Opportunities to learn are boundless ranging from formal didactic education to learning from our mistakes in clinical practice. During my residency I learned about pedicled and free TRAM breast reconstruction. During fellowship this was refined to muscle sparing free TRAM flaps. My first exposure to perforator flap breast reconstruction was at the ASRM meeting nearly 20 years ago. The concept that a single perforator could adequately perfuse a free flap breast reconstruction seemed outrageous, yet it was being done with great success. Today, microsurgeons are performing extremity and face transplantation.

This past year I was fortunate to be invited as one of the Plastic Surgery Foundations Visiting Professors. This was not only an opportunity to share knowledge and ideas, but it was an opportunity to learn. At every location,

I learned how things were done similarly and differently at other institutions. My last trip was to New Orleans where I was hosted by the faculty, residents and students from the Louisiana State University and Tulane programs. The highlight of the experience was an afternoon in their state of the art anatomy lab. After a morning lecture on mandible reconstruction, I taught residents and fellows how to harvest a fibula free flap and then design and conduct accurate fibula osteotomies for mandible reconstruction without the use of CAD/CAM technology. In return they taught me how to do a PAP flap. The students teaching the teacher—it does not get better than that!

Our patients' needs coupled with constantly evolving technology demands that we refine old techniques, learn new skills, and perhaps most importantly, think outside the box. The ASRM is full of incredibly talented individuals from all over the world. The leadership of our society has created a meeting that fosters global participation in a destination environment. Whether you learn in a scientific session, an instructional course, the exhibit hall, or at a social gathering, the opportunities to learn are limitless. Sometimes it's as simple as a conversation on a golf course. **RM**

RECONSTRUCTIVE
MICROSURGERY**President**

Gregory R. D. Evans, MD, FACS

Editor

Joseph Disa, MD

Executive Director

Krista A. Greco

Managing Editor

Anne Behrens

© Copyright 2015

The American Society for
Reconstructive Microsurgery, Inc.

Reconstructive Microsurgery is published two times yearly for members of ASRM, a non-profit organization. The subscription price is included in the annual membership dues. All correspondence and address changes should be addressed to:

**ASRM Reconstructive
Microsurgery**

20 N. Michigan Avenue
Suite 700

Chicago, IL 60602

312-456-9579

www.microsurg.org

The views expressed in articles, editorials, letters and or publications published by ASRM are those of the authors and do not necessarily reflect the society's point of view.

The mission of the American Society for Reconstructive Microsurgery is to promote, encourage, foster and advance the art and science of microsurgical and other complex reconstructions; and to establish a forum for teaching, research and free discussion of reconstructive microsurgical methods and principles among the members.

AMERICAN SOCIETY FOR RECONSTRUCTIVE MICROSURGERY

2015 Committees

Audit

Steve Bonawitz, MD, *Chair*
 Gregory Borschel, MD
 Julie Park, MD

Buncke Lectureship

Allen Bishop, MD, *Chair*
 Gregory R. D. Evans, MD, FACS
 Matthew Hanasono, MD
 Stephen Kovach, MD
 Howard Langstein, MD

Bylaws

Michel Saint-Cyr, MD, *Chair*
 David Mathes, MD
 Babak Mehrara, MD
 Howard Levinson, MD
 YMG Rep

CPT/RUC

Jay Agarwal, MD, *Co-Chair*
 Liza Wu, MD, *Co-Chair*

Education

Damon Cooney, MD, *Co-Chair*
 Joseph Dayan, MD, *Co-Chair*
 Stephanie Caterson, MD
 Melissa Crosby, MD
 Ivica Ducic, MD
 Michael Gimbel, MD
 James Higgins, MD
 Valerie Lemaire, MD

Electronic Communications

Patrick Garvey, MD, *Chair*
 Ida Fox, MD
 Matthew Hanasono, MD
 Raman Mahabir, MD
 Vu T. Nguyen, MD

Future Growth

Lawrence Colen, MD, *Co-Chair*
 David Song, MD, *Co-Chair*
 Lawrence Gottlieb, MD
 William C. Pederson, MD
 Joseph Serletti, MD

Finance

Charles Butler, MD, *Chair*
 Guenter Germann, MD
 Lawrence Gottlieb, MD
 David Song, MD

Godina Fellowship Selection

Charles Butler, MD, *Chair*
 Gregory R. D. Evans, MD, FACS
 Matthew Hanasono, MD
 Joan Lipa, MD, WMG
Representative
 Melissa Poh, MD, YMG
Representative
 Hani Sbitany, MD

Master Series Symposium

Joseph Disa, MD, *Chair*
 Goetz Giessler, MD, YMG
Representative

Membership

Charles Butler, MD, *Chair*
 David Chang, MD
 Stefan Hofer, MD
 Jamie Levine, MD
 Justin Sacks, MD
 Aldona Spiegel, MD

Microsurgery Fellowship Match

Babak Mehrara, MD, *Chair*
 Stephen Vega, MD
 Gordon Lee, MD
 Joseph Disa, MD
 Valerie Lemaire, MD, YMG
Representative

Nominating

Allen Bishop, MD, *Chair*
 Edward Chang, MD, YMG
Representative
 Lawrence Colen, MD
 Raymond Dunn, MD
 Karen Horton, MD, WMG
Representative
 Peter Neligan, MD
 Joseph Serletti, MD
 Ronald Zuker, MD

Program

Howard Langstein, MD, *Chair*
 Guilherme Christiano, MD, FACS
 Patrick Garvey, MD
 Goetz Giessler, MD
 John Hijawi, MD
 Gordon Lee, MD
 Raman Mahabir, MD
 Evan Matros, MD

Adeyiza Momoh, MD
 Steven Moran, MD
 Justin Sacks, MD
 Liza Wu, MD

Technical Exhibits

Allen Bishop, MD, *Chair*
 Howard Langstein, MD
 Steven Moran, MD
 Ian Valerio, MD

Time & Place

Allen Bishop, MD, *Chair*
 Michael Neumeister, MD
 Joseph Serletti, MD

Young Microsurgeon's Group

Minh-Doan Nguyen, MD, *Chair*
 Patrick Basile, MD
 Edward Chang, MD
 Goetz Giessler, MD
 Valerie Lemaire, MD
 Steven Levine, MD
 Howard Levinson, MD
 Melissa Poh, MD
 Jesse Selber, MD
 Ian Valerio, MD

Women's Microsurgery Group

Julie Park, MD, *Chair*
 Melissa Crosby, MD
 Karen Horton, MD
 Valerie Lemaire, MD
 Joan Lipa, MD
 Aldona Spiegel, MD
 Liza Wu, MD

Research Committee

Paul Cederna, MD, *Chair*
 Timothy King, MD
 Bernard Lee, MD
 Howard Levinson, MD
 Samuel Lin, MD

2015 Council

President

Gregory R. D. Evans, MD, FACS

President-Elect

Charles E. Butler, MD

Vice President

David W. Chang, MD

Secretary

Joseph J. Disa, MD

Treasurer

Lawrence J. Gottlieb, MD

Treasurer-Elect

Guenter Germann, MD

Immediate Past President

Allen T. Bishop, MD

Senior Member at Large

James P. Higgins, MD

Senior Member at Large

Joan Lipa, MD

Junior Member at Large

Jesse Selber, MD

Junior Member at Large

Liza Wu, MD

Historian

Michael Zenn, MD

YMG Representative

Minh-Doan Nguyen, MD

2015 MEETING HIGHLIGHTS

Continued

plinary solutions with microsurgical and non-microsurgical options. We had placed special emphasis on introducing expert speakers and panelists from outside the US as well, which resulted in the highest number of European participants this time as the second largest group next to the well established and productive members from Asia. The discussions in and after the breakout panels were lively and very fruitful, especially with this international set of surgeons of all microsurgical disciplines. Even less frequently covered topics, such as gender reassignment surgery and humanitarian microsurgery, were really well attended. The sessions covering the newest updates in lymphatic surgery also attracted a great deal of interest.

ASRM President Allen T. Bishop, MD most directly enriched his meeting's motto with his touching presidential lecture/concert combination. In addition to the wealth of expertise shared in the scientific sessions, the annual meeting was again a great opportunity to network and connect to a large number of colleagues and friends, particularly at the various non-formal program events. Despite the rainstorm, which interrupted the ASRM Celebration event, spirits remained high and the location provided ample opportunities to celebrate, discuss and plan future cooperations and research projects.

This year's annual meeting introduced the Old Turks/Young Turks Smack Down event, which was won by the group of young microsurgeons this time. A new travel award was donated by the Program Chair and will continue to be given each year to the winning group in this competition.

continued on next page



Past Presidents Breakfast. Top row, left to right: William C. Pederson, MD; Joseph Serletti, MD; Ronald Zuker, MD; Allen Van Beek, MD. Bottom row, left to right: David T. W. Chiu, MD; Lawrence Colen, MD; Michael Wood, MD



Above: Attendees get hands-on access to new products in the Exhibit Hall. At right: Members enjoying the Welcome Reception



2015 MEETING HIGHLIGHTS

Continued

Through this wide spectrum of lectures, sessions and the interaction of the highest number of participants ever in an ASRM meeting, we were able to get a comprehensive update in all fields of reconstructive microsurgery. We would love to continue this spirit of internationality, collegiality and friendship in the future of our Society.

*Goetz A. Giessler, MD, PhD, FEBOPRAS
Steven Moran, MD
2015 Scientific Program Co-Chairs*

There was plenty of time to catch up with friends and relax outside of meeting sessions!




2015 ANNUAL MEETING



Best Save winner Kongkrit Chaiyasate, MD, FACS (center)



Best Case winner Peirong Yu, MD (center left)



David Song MD (left) congratulates President's Invited Lecturer Michael Wood, MD



Buncke Lecturer Julia K. Terzis, MD, PhD, is presented with a commemorative plaque by (left to right) outgoing president Allen Bishop, MD, past president Joseph Serletti, MD and incoming president Gregory R.D. Evans, MD, FACS.

Special Awards

Best Microsurgical Case of the Year Award Winner
Peirong Yu, MD

Best Microsurgical Save of the Year Award Winner
Kongkrit Chaiyasate, MD, FACS

Beahm Best Breast Paper Award Winner
Michelle Coriddi, MD

The Impact of Intraoperative Microvascular Compromise on Outcomes in Microsurgical Breast Reconstruction

MICROSURGERY OVERSEAS

WORLD CONGRESS 2017 SEOUL, KOREA JUNE 15–18, 2017

Dr. Myongchul Park
Organizing Chairman

The 2017 Hosting Committee

Today, Seoul is a leading economic center and a vibrant global city, equipped with advanced IT that enhances transportation and the tourism experience for locals and visitors. Complementing all the high tech is the city center, which is steeped in historical and cultural significance dating back to 18 B.C. Seoul's reputation as a world design capital is recognized by

UNESCO, which named it a City of Design, defined as a "design-driven creative city with a vision to become an eco-cultural city based on advanced IT infrastructures." A dynamic city of 10 million, Seoul has successfully hosted the Summer Olympics in 1988, the 2002 FIFA World Cup, the G20 global summit in 2010, and much more.

Against this backdrop is the biennial meeting of the World Society of Reconstructive Microsurgery (WSRM), which will be held June 15–18, 2017, when it is the most pleasant time of the year to be in Seoul.



Please visit the Web site www.wsrn2017.com and provide us your suggestions or directly e-mail Dr. Myongchul Park (mpark@ajou.ac.kr). We are excited to be hosting this great meeting, and with your help, we hope to bring all reconstructive microsurgeons together in Seoul, Korea. **RM**

Submission Deadline
Wednesday, July 1, 2015

CLICK HERE TO SUBMIT TODAY

AMERICAN SOCIETY FOR RECONSTRUCTIVE MICROSURGERY

2015 New Members

**Active**

Michael Howard, MD
Northbrook, IL, U.S.A.

Jung-Ju Huang, MD
Taoyuan County, Taiwan

Krakowczyk Lukasz, MD, PhD
Gliwice, Poland

Amy Moore, MD
St. Louis, MO, U.S.A.

Clark Schierle, MD, PhD
Chicago, IL, U.S.A.

Stephen Sullivan, MD
Providence, RI, U.S.A.

Candidate

Andrew Gassman, MD
Westwood, CA, U.S.A.

Ethan Baughman, MD
St. Louis, MO, U.S.A.

Benjamin Brown, MD
Washington, DC, U.S.A.

Justin Cohen, MD
St. Louis, MO, U.S.A.

Kristy Hamilton, MD
Houston, TX, U.S.A.

Amir Ibrahim, MD
Hamra Beirut, Lebanon

Esther Kim, MD
San Francisco, CA, U.S.A.

Nicholas Panetta, MD
Pittsburgh, PA, U.S.A.

Louis Poppler, MD
St. Louis, MO, U.S.A.

Mario Scaglioni, MD
Houston, TX, U.S.A.

Diya Tantawi, MD
Export, PA, U.S.A.

Cindy Wei, MD
Seattle, WA, U.S.A.

Eric Wimmers, MD
Shrewsbury, NJ, U.S.A.

Nancy Wong, MD
Abilene, TX, U.S.A.

2015 ANNUAL MEETING

THE **ASRM** COUNCIL AND THE 2015 ANNUAL MEETING PROGRAM AND EXHIBIT COMMITTEES EXTEND A **THANK YOU** TO THE **2015 EXHIBITORS AND SPONSORS** FOR THEIR SUPPORT AND PARTICIPATION:

3D Systems – Medical Modeling

AM Surgical

Aptis Medical, LLC

Aspect Imaging

Assi-Accurate Surgical

Auxilium

AxoGen

Canadian Journal of Plastic Surgery

Conventus Orthopaedics, Inc

DePuy Synthes CMF

Hand Rehabilitation Foundation

Instratek, Inc.

Integra Lifesciences

Leica Microsystem

Medartis, Inc.

Medical Modeling Inc.

Micrins Snowden-Pencer

MicroAire

Microsurgery Instruments, Inc.

Mitaka USA, Inc.

New Clip USA

Orthoscan, Inc.

Osteomed

Plastic Surgery Education Network (PSEN)

Rose Micro Solutions

SegWAY Orthopaedics

Skeletal Dynamics

Small Bone Innovations, Inc.

Snap On Optics

Solana Surgical, LLC

Spectros Corp.

Stryker

Surgical Acuity, Inc.

Surgical Specialties Corp.

Synovis Micro Companies Alliance, Inc.

TriMed, Inc

ViOptix, Inc.

Wolters Kluwer Health

Wound Care Technologies, Inc.

Wright Medical Technology, Inc.

A SPECIAL
THANK YOU TO THE
FOLLOWING ASRM
ANNUAL MEETING
2015 SPONSORS:

**ASSI Accurate
Surgical**

—

**Auxilium
Pharmaceuticals, Inc.**

—

AxoGen

—

Medartis, Inc.

—

MicroAire

—

Synovis, MCA

—

**California Pacific
Medical Center**

WOMEN'S MICROSURGERY GROUP

Building a Great Foundation



**Julie E. Park,
MD, FACS**
Women's Microsurgery
Group Chair

I am happy to report that the Women's Microsurgery Group (WMG) continues to flourish and grow. In our first year as a full committee, the annual meeting in the Bahamas was a great success. We enjoyed a wonderful turnout for the Women in Microsurgery reception, which was open to all women microsurgeons, medical students, residents, fellows and their families.

This past year, the WMG ViOptix travel fellowship was generously expanded to cover two awardees. The ViOptix fellowship fully covers the cost of travel and housing for the annual meeting. This fellowship is open to any female medical school student or resident who is interested in microsurgery and is not presenting at the meeting. Its purpose is to foster interest in the field of microsurgery to junior residents and medical students and to create mentoring and networking opportunities for more senior residents.



Women's Microsurgery Group Reception



Left to right: Joan Lipa, MD, Melissa Crosby, MD, Valerie Lemaire, MD, Aldona Spiegel, MD, Karen Horton, MD, and Julie Park, MD

The WMG also introduced a new mentorship program this past year. The mentorship program is open to any female medical student, resident and fellow that will be attending the meeting, regardless of presentation status. The mentors and mentees met one on one, informally and throughout the meeting to give the mentees the opportunity to ask questions, get advice and network.

Applications for both the ViOptix Travel fellowship and the mentoring program will be available later this year. If you are an ASRM member and would like to get more involved with the WMG, please consider becoming a mentor. The requirements are attendance to the annual meeting and meeting one on one with your mentee twice or more during the meeting. If you would like to become a mentor, please contact WMG committee member Valerie Lemaire at Lemaire.Valerie@mayo.edu

I would like to end with sharing the words of Siba Haykal, MD, on her experiences as one of the ViOptix travel fellowship winners. **RM**

continued on next page

WMG *Continued**Siba Haykal, MD*

Reflections from a ViOptix Travel Fellowship Winner

I would like to thank the Women's Microsurgery Group and ViOptix for the Travel Scholarship to the 2015 ASRM annual meeting in Nassau, Bahamas. I left the cold winter in Toronto, Canada as a fourth year plastic and reconstructive surgery resident in the midst of microsurgery fellowship applications. I was happy to land in the sunny and warm(er) Nassau and left the meeting feeling motivated and enthusiastic about the future.

Firstly, I would like to thank my mentors for encouraging me to apply for this scholarship. I am truly grateful to be surrounded by such inspiring surgeons who continue to strive towards excellence and who are leaders in their field. Having never attended nor presented at this meeting, I was delighted by the quality of the research and it provided further insight into future endeavors.

The Presidential Keynote Lecture entitled "Piercing the Veil: The Frontiers of Neural Prosthetics" set the tone of the meeting. It reminded us of the importance of scientific research and the potential future impact on society. Technologies which were considered simply as science fiction in the past are now emerging as realities allowing for major breakthroughs. The ASRM Master Series had all of the major contributors to the field presenting their experiences and providing tips and tricks on how to achieve excellence in the field of reconstructive microsurgery. We then gathered at the Pyramid on the Ripples pool deck of the Atlantis Hotel enjoying great food and company and despite the short period of rain, it allowed for great networking and catching up with fellow attendees.

Given my interests in regenerative medicine, head and neck and tracheal reconstruction, I was delighted to attend the lectures given by some of the greatest leaders in the field. I had the opportunity to exchange ideas with them afterwards and they provided me with valuable advice regarding future

research. I was informed by several of the attendees that the "Best Case/Best Save Competition" is to not be missed. This action-packed experience gave me a glimpse into the skill, passion and most importantly humour of the microsurgery community.

The Presidential Lecture entitled "Art and Science in the Life of a Reconstructive Microsurgeon" displayed the importance of aesthetics in reconstructive microsurgery and wonderfully displayed the musical talents of Dr. Bishop and the Bahamas Symphony. This was a time for great inner reflection and I felt rejuvenated following that lecture. The Godina Lecture was also truly inspirational as it highlighted the ongoing commitment, leadership and innovation to the field of microsurgery.

Furthermore, the Women's Microsurgery Group Reception had a fantastic turn-out. I was introduced to great women and men in the field of microsurgery and was able to experience the strong connections that have been forged between microsurgeons. I want to extend a special thanks to Dr. Julie Park for her enthusiasm, her hospitality and for introducing me to fellow attendees. One of the new initiatives that the WMG started this year was a mentoring program for women medical students, residents and fellows. This is a wonderful opportunity for me to create and maintain relationships with strong, hard-working and talented women. The Buncke Lecture also honoured the great contributions to the field and the development of our specialty.

I again extend my deepest gratitude to ViOptix and the ASRM Women's Microsurgery Group for such a wonderful opportunity and for providing me with sources of inspiration.

Sincerely,
Siba Haykal, MD, PhD
*Resident, Division of Plastic and Reconstructive Surgery
University of Toronto*

YOUNG MICROSURGEONS' GROUP

Membership and Programming Still Our Focus This Year



Minh-Doan T. Nguyen, MD, PhD
Young Microsurgeons
Group Chair

It is my privilege to serve as the chairperson for the Young Microsurgeon's Group committee for 2015 and I am excited to build on the efforts from last year.

Thanks to the hard work by last year's YMG committee, the group's membership has doubled. We had great attendance of the YMG cocktail reception where budding microsurgeons had the opportunity to meet and chat with established ones as well as with their colleagues from around the world. We also had a successful program with a "Challenging Cases and Decisions Made" panel which highlighted complex cases that our group members

We want to be the voice for developing microsurgeons within our organization.

faced early in their career and how they approached them. In addition, the Young Turks/Old Turks Smack Down provided an opportunity for emerging and seasoned microsurgeons to compare approaches to reconstructive challenges in a friendly competition. I don't want to brag, but the Young Turks took the trophy!



This year, our goals are to build on last year's success to further increase membership in the YMG and to bring programming to the 2016 ASRM meeting that is germane to our members. Panel ideas that the committee discussed included tips on how to build a successful microsurgery practice, and avoiding burnout. The latter topic is especially timely since there is much discussion regarding physician and surgeon burnout in medicine today. To promote membership in the YMG, we are working to increase our visibility among the general membership. We want to be the voice for developing microsurgeons within our organization. I am looking forward to a successful year. **RM**



The Young Microsurgeons Group Reception at the 2015 Annual Meeting.



HISTORIAN'S CORNER

Photo Gallery Looking for a Few Good Pix
(Or More If You Have 'Em)

**Michael Zenn,
MD, MBA**
Historian

I would like to thank the membership for allowing me a second term as Historian to see the Photo Gallery for the ASRM membership to its completion. As I explained in my last column, the gallery utilizes the ASRM storehouse of photographs from all prior annual and functions. Our most

**Help celebrate our history
and membership camaraderie
by sending your photos to
contact@microsurg.org**

recent meeting's photos are on our website and I encourage you to stop by and download some favorites. Over the next year, our ASRM staff will conquer the formidable task of loading all the remaining years of photos, in between all of their other duties!

We are also beginning to see photos, "selfies", and videos trickle in from the last meeting from the membership and I would like to take this opportunity to encourage you to search your personal photo files for ASRM-related photos. We are also adding a section of "Potpourri" photos of members, celebrating our membership and our camaraderie outside the official meeting functions. Upload your favorite photo of a recent trip, a birthday party, or a visiting professorship with other ASRM members. There are no time limitations so older photos are welcome, just include an approximate year the photo was taken.



Drs. Nash Naam (left) and Allen Bishop (right) with Dr. Berish Strauch, one of the Society's founders.

For this to be a robust resource, everyone should take part! Remember to include the list of names of the members featured in the photo for the "comments" section and for tagging. The more photos you are tagged in, the more photos that will come up when your name is searched. All photos will reside behind our firewall and will only be accessible to members with password-protected log on. All photos viewed are available for download free of charge.

Help us celebrate the history of our great society through your pictures. Upload today! **RM**



Left to right: Drs. William Kuzon, Greg Evans, Howard Langstein and Michael Klebuc

A MESSAGE FROM THE 2016 PROGRAM CHAIR

Invitation to Attend 2016 Annual Meeting



Howard N. Langstein, MD, FACS
2016 Scientific Program Chair

As Scientific Program Chair, it is my genuine pleasure to extend a brief personal invitation to participate in the 2016 Annual Meeting to be held January 16-19, 2016 at the beautiful Westin Kierland Resort & Spa in Scottsdale, Arizona. This spectacular venue promises to be a wonderful backdrop for a productive exchange of scientific information as well as an engaging social program. This year's meeting will attract the most cutting edge advances in reconstructive microsurgery and we hope to hone the schedule so the daily experience is both intellectually stimulating and enjoyable.

We intend to retain the high quality programming that has made this meeting so popular and expect to introduce some new elements, based on recent audience feedback, as well. The Masters Series will be transformed into a session entitled, "Achieving Excellence in Reconstructive Microsurgery" and will delve into step-by-step instructions on how to achieve excellence, with heavy reliance on high quality video. Panels and invited lectures have been specifically chosen to address the entire spectrum of reconstructive microsurgery, and are designed to address topics requested by previous attendees. Evening programming such as "Best Case/Best Save" will be enhanced and we are exploring to add other "reality TV style" formats to stimulate an entertaining experience.


All of this new programming promises to make this an exciting, fruitful, and rewarding experience in the unique setting of desert beauty. Please join us in Arizona in January. **RM**



Photos courtesy of www.kierland.com



The Westin Kierland Resort & Spa offers a multitude of ways to relax, have fun, and connect with friends and colleagues.



JANUARY 16-19, 2016
ASRM ANNUAL MEETING
Westin Kierland Resort
& Spa
Scottsdale, Arizona

COMMITTEE REPORT

Future Growth and Funding



Lawrence Colen, MD

Future Growth
Committee Co-chair



David Song, MD

Future Growth
Committee Co-chair

Growth" committee contribute at 100%. Marketing materials will be created defining what the funds are used for, who has contributed, who the Council and Committee members are and their level of support, and the percentage of our active membership that has donated will be created using both graphs and visuals. Each newsletter should contain information which updates our membership about

continued on next page

"Members are to be updated on the use of the funds and the grants that have been given."

The "Future Growth" committee of the ASRM met with Dr. Evans during our annual meeting in the Bahamas. Our goal for the coming year is to obtain a more significant commitment of funding from our membership. Currently, a suggested donation amount of \$200 is listed on the annual dues notice. The committee felt that asking for a 5-10 year commitment of \$2,500 might be an excellent way to increase our funding without it being too onerous for our membership. This extended commitment would guarantee an ongoing commitment of \$250 or more per year from each donor.

The current commitment from our Past Presidents of \$5,000 over 5 years will continue to be sought. The ASRM currently has \$91,000 in the Future Growth Fund. The ASRM expenses related to grants and scholarships per year is currently \$18,700. The goal is to bring the fund up to approximately \$350,000 so that only 5% of the fund is used on an annual basis to mirror the typical stipulations of an actual endowment fund. It is imperative that both the ASRM Council and the "Future



ASRM Merchandise

**Support the Future Growth Fund
by purchasing ASRM logo items**

**ASRM Navy or Light Blue Tie, ASRM
Charm and ASRM Cufflinks**

To purchase merchandise, please visit our website at
<http://www.microsurg.org/join/asrm-merchandise/>

COMMITTEE REPORT

FUTURE GROWTH FUNDING

Continued

the use of the funds by highlighting the grants that have been. It would make sense for those that receive grants to provide us with a short synopsis of their work which would be added to the newsletter.

The committee proposed that the ASRM hold a silent auction at our Annual Meeting in Scottsdale where memorabilia from some of the senior members might be solicited for auction. Overall, the ASRM needs to be a bit more aggressive with soliciting donations, as long as the requests are "reasonable." **RM**

"One fundraising idea was to have memorabilia from senior members be solicited for auction."



Recordings from the AAHS, ASPN, and ASRM annual meetings are now available on PSEN

The Plastic Surgery Education Network (PSEN) was on-site to record the best content from the AAHS, ASPN, and ASRM meetings held January 21–27, 2015, at Paradise Island in the Bahamas.

MORE THAN 40 TOPICS ARE AVAILABLE THROUGH THESE FOUR OPTIONS:

- AAHS and ASPN Panels and Lectures
- ASRM Panels and Lectures
- AAHS, ASPN, ASRM Joint Panels
- All Recordings



LEARN MORE

Please Note: All members of ASPS, AAHS, ASPN and ASRM have free access to PSEN as a benefit of membership. In order to order the recordings, you will need to log-in to the Shopping Cart system using that access. Your username is your e-mail address. If you don't know your password, you can always use the "forgot my password" link on the log-in screen and it will be emailed to you. Or simply email PSEN at onlineeducation@plasticsurgery.org.